

**Activities for parents to support the learning of multiplication tables**

Knowing times tables facts is vitally important to your child's progression in their mathematics education. Times tables are crucial to help children to progress in all areas of Maths. This includes decimals, percentages, fractions, algebra and division. Many mental maths activities and tests require a quick recall of multiplication and division facts. Children who are secure in their times tables knowledge are able to get to grips with trickier tasks straight away and are far more successful and confident in their approaches.

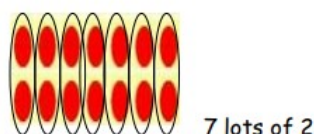
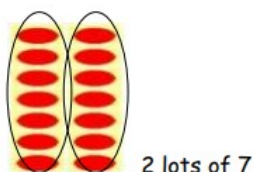
In June, all children in Year 4 will be assessed on their times tables knowledge by completing the statutory Multiplication Tables Check (MTC). We have created a PowerPoint presentation with further information on this which is available to download or stream with commentary on our school website.

**How can you support your children's learning of their multiplication facts at home?**

There are many times table games available on line which will help children to recall times tables and division facts. However, the most important thing is that you are supporting your children to complete the TTRS practise at least 3 times a week as part of their home learning. Other words for multiplication are "lots of", "groups of", "product" so you are asking..... How many have you got if you've got 3 bowls of 5 sweets? 3 lots of 5 /  $3 \times 5$ .

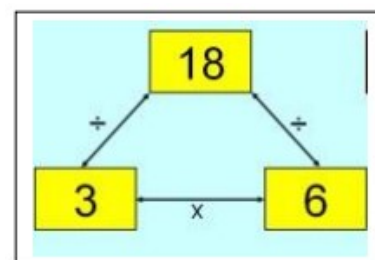
**Learn 1 get 1 free!**

Multiplication is perfect for switchers! For example  $7 \times 2$  gives the same result as  $2 \times 7$ . Knowing this means children reduce the number of times table facts they need to learn, by half!



**Four Facts**

Children learn the relationship between multiplication and division. They should learn that  $6 \times 3 = 18$ ,  $3 \times 6 = 18$ ,  $18 \div 3 = 6$  and  $18 \div 6 = 3$



**Doubles!**

It helps to learn the doubles. If children are able to double they don't just learn the two times tables. They can quickly remind themselves of other facts. For  $8 \times 6$  – double six ( $2 \times 6 = 12$ ), double again ( $4 \times 6 = 24$ ), double again ( $8 \times 6 = 48$ )

**10x**

Children need to be confident when multiplying by 10 and later 100. The short cut of adding 0 does not work for multiplying decimal numbers so it is best not to teach this. Multiplying by 10 makes the number ten times bigger. Learn the rule that to multiply by 10 we move the digits one place to the left and to divide by 10 we move the digits one place to the right.

### **Singing, chanting:**

These “old-fashioned” strategies still help. Say the multiples as you go up the stairs – eg: 3, 6, 9, 12.... Time how quickly they can do it. Can they run up the stairs? Can they count backwards when they come back down? Writing them: For the arty children, make a tables poster for their bedroom wall.

### **Speed writing:**

How quickly can you write all the facts in the xtable of choice? Can you beat your time? Race your parents / older siblings!

### **Rhymes and patterns:**

Create rhymes to help children remember facts. Children can make a set of 3 cards e.g. 18, 6 and 3. Cover one card and ask the children to explain the relationship. What is 3 multiplied by to give 18? How many 6s in 18? What is 18 divided by 3? Children then begin to use this to look at related facts. How many 30s in 180? How many 0.6s in 1.8? (As they get older – not in yr 3 don't panic!

### **Fizz Buzz: (if you've got older siblings to join in – this works well)**

Count around in a group with each person taking it in turns to say the next number. Count again, but instead of saying the number the child has to say fizz instead of the multiples of 5. For example 1, 2, 3, 4 fizz, 6, 7, 8, 9 fizz. Repeat this time saying buzz for multiples of 3. A challenge is to say fizz for the multiples of 3 and buzz for the multiples of 5. This game can be adapted for other multiples. This game helps children rehearse the pattern of multiples. What do you say instead of 15?


### **Bingo:**

Children write down 6 to 8 numbers from 1 to 36. Roll a dice twice to make a multiplication calculation. Players cross out the answer if it is one of their numbers. This game can be played with dice, playing cards, digit cards or another person saying the multiplication calculation. Which numbers are good to choose? Which numbers rarely come up?



### **Dominoes**

Place dominoes face down on the table. Player one takes a domino. Multiply the two numbers together and say the answer. If they are correct they can keep the domino. Continue the game with each player doing the same. The winner is whoever has the most dominoes at the end. This game can be played with a set of dominoes, two playing cards or you could make your own set focusing on a specific times table.




## Table Square

1	2	3	4	5	6	7	8	9	10
2	4	6	8	10	12	14	16	18	20
3	6	9	12	15	18	21	24	27	30
4	8	12	16	20	24	28	32	36	40
5	10	15	20	25	30	35	40	45	50
6	12	18	24	30	36	42	48	54	60
7	14	21	28	35	42	49	56	63	70
8	16	24	32	40	48	56	64	72	80
9	18	27	36	45	54	63	72	81	90
10	20	30	40	50	60	70	80	90	100

Help children to see the patterns and so cut down on the number of facts to memorise. Highlight the facts you already know on the square and then start work on selected table facts. Children can be given times table squares like this one to complete with the missing table facts they are working on.

Children can be given a blank square with the numbers arranged in a random order and complete a speed test!



## Other ways to support

There are numerous other websites that have fun games on that are great for learning and practising tables, just do a search! Also many different apps you can download onto iPhones and iPads too!

<https://mathszone.co.uk/>

<https://www.oxfordowl.co.uk/for-home/maths/times-tables-tips/>

<https://www.theschoolrun.com/times-tables>

<https://komodomath.com/blog/how-to-help-your-child-with-times-tables>

<https://www.timestables.co.uk/>

<https://www.topmarks.co.uk/maths-games/7-11-years/multiplication-and-division>

## Useful apps

TTRS - Pupils should be practising at least 3 times a week as part of their home learning

Math Ninja

Edplus

Multiplication genius

Marble Math Multiplication

Quick strike

10 minutes a day times tables