

ELS Essential Letters and Sounds

developed by Knowledge Schools Trust

Getting all children to read well, quickly.



OXFORD

ELS is our phonics programme. It teaches children to read by identifying the phonemes and graphemes (written version of the sound) within words and use these to read words.

What is Phonics?

Phoneme: the smallest single identifiable sound in a word. For example, in the word 'cat' there are three phonemes c/a/t.

Grapheme: the written representation of a sound.
























Digraph: two letters making one sound. For example, /sh/ in the word 'shop'.

Trigraph: three letters making one sound. For example, /igh/ in the word 'night'.









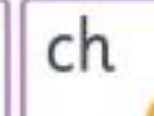

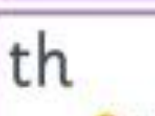
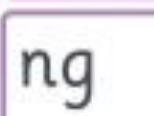



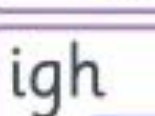







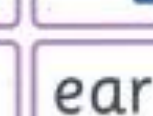




Split digraph: two vowel letters split but are split by one or more consonants. For example, /a-e/ in the word 'cake'.



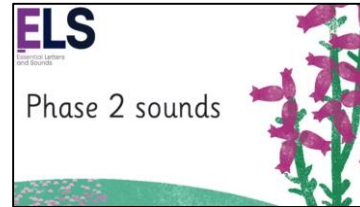
PHASE 2

 s	 a	 t	 p
 i	 n	 m	 d
 g	 o	 c	 k
 ck	 e	 u	 r
 ss	 h	 b	 f
 l	 ff	 ll	

PHASE 3

 j	 v	 w	 x	 y
 z	 zz	 qu	 ch	 sh
 th	 ng	 nk	 ai	 ee
 igh	 oa	 oo	 ar	 ur
 oo	 or	 ow	 oi	 ear
 air	 ure	 er	 ow	






Videos
Class 1 page
Website



PHASE 5

aj 	ou 	ie 	ea 
oy 	ir 	ue 	aw 
wh 	ph 	ew 	oe 
au 	ey 	a-e 	e-e 
i-e 	o-e 	u-e 	c 

PHASE 5 ALTERNATIVES

g 	ge 	dge 	st 
ce 	se 	gn 	kn 
wr 	mb 	se 	ze 
eer 	ere 	ti 	al 
augh 	ss 	si 	ti 
ci 			


y 	al 	a 	ey 	ea 
eigh 	a 	e 	i 	y 
o 	a 	u 	u 	ch 
ch 	ea 	ie 	or 	ear 
ou 	oul 	ie 	ve 	y 
are 	ere 	ear 	tch 	o 

How do we teach phonics?


Teach

These objects all have the /ng/ sound in.

ng



ng ... ng ... ring
ng ... ng ... wing
ng ... ng ... sing



Pronouncing pure sounds

We must use pure sounds when we are pronouncing the sounds and supporting children in reading words.


c a t

not

cuh a tuh

If we mispronounce these sounds we will make reading harder for our children.

There are videos for this on our school website where you can hear the correct pronunciation of the sounds.



https://home.oxfordowl.co.uk/reading/reading-schemes-oxford-levels/essential-letters-and-sounds/?fbclid=IwAR0XQsezraqQYfjxLeeM3IQ90MeQBGc1Z2_DIBDbYaw9WRXTvLELYHusggs





Daily phonics lesson

- Every session has a clear structure. There are the same classroom routines in each lesson.
- We have **mnemonics and rhymes** to support learning and recall
- All children are supported in the lesson to use their new phonic knowledge independently.
- In every lesson your child will **read sentences** and phrases that includes the newly learnt sound.
- There will be opportunities for **oral blending** (c-oa-t), word recognition and writing.
- Phonics will be practised throughout the day to **review** new sounds and graphemes taught.



Supporting your child with reading at home

- Books will be sent home on a **Monday**.
- Children are only reading from books that are **entirely decodable**. They have an owl sticker on the spine.
- Practise reading this book 4 times across the week working on these skills:
 - decode**
 - fluency**
 - expression**



To consistently recognise a grapheme, we need to read it at least four times. This means we need to read the words many times to build fluency for reading.

Supporting your child with reading at home

A Sharing book

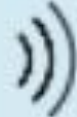
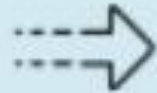
- Another book will be sent home, possibly a library book.
- This **will not** have a sticker on it.



It is a book for reading together.

There will be words in this book that your child may not be able to read.


Supporting your child with writing at home



You can use the spelling sequence with your children at home to support them with their writing.

Let's try this with the word: **park**

We also practise saying our sentences before we write them to make sure we write the sentence we have planned and to ensure it makes sense!





coat

bread

milk

fork

bath

spoon

teeth

brush

cookie

snack

Put the sheets in the
tray.

Are we going to the
park to play?

Reading Books



Reading books will be changed on a **Monday**.
Reading folders need to be brought in every day.

Your child will have 2 books the week:

1. A decodable book (owl sticker) that they are expected to read 4 times. **They are no longer organised into colour book bands so please ignore the colours. They are in phases.**
2. A sharing book This may be a library book and/or another reading book that is not fully decodable. It **will not** have a sticker on it.

They will be collected in on a **Friday**. If the book has not been read, it will stay in your child's reading folder.

Over the weekend, enjoy reading a book together.

