

# Helicopter Stories

Waddesdon Village Primary School

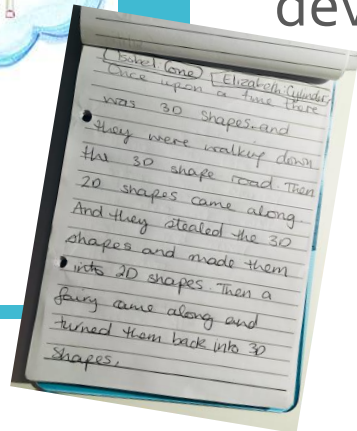




# What is Helicopter Stories?

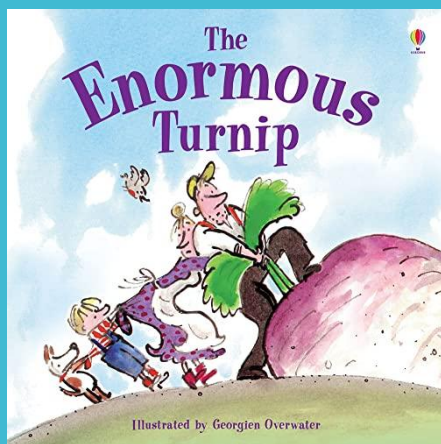
Helicopter Stories is a simple approach to story telling that enhances our Early Years Curriculum. The practitioner sits with the child, listens to their story, and writes it down word for word. Once all the stories have been scribed, the class gather around a stage, ready to act them out.

Helicopter Stories values children's creativity and imaginative play, whilst supporting language development, storytelling and emergent literacy.



# Story telling...

## Our starting point:



[New models provided linked to topics throughout the year.](#)

Listening to stories:

It is important that children have the opportunity to listen to and act out familiar and traditional stories to increase their story diet and provide them with a good model for their own ideas.

Listening to stories supports:

- Developing a rich vocabulary
- Enhancing communication
- Building comprehension
- Improving listening skills
- Cultivating familiarity with a wide range of stories
- Motivates children to tell and write their own stories

# What does it look like?



## Scribe a Story

Sit with a child and write down their story word for word. Read it back to the child and ask which character they would like to play.



## Mark out the Stage

Create a stage out of masking tape and gather the children around the outside ready to act out their stories.



## Act out the Story

The children take it in turns to act out the other characters in the story from their place around the stage.

In action...

An example...

The story can be no longer than one page of A5.

Child led -written in the exact words of the child.

Once upon a time there was a Shark and then there was a fairy and then there was a mermaid and there was rubbish stuck in the ground then there was six people pulling the rubbish out. then the rubbish came out of the ground. and they ate it for their breakfast Then they were so full they went to bed.



## Communication and Language

### Speaking ELG:

Express their ideas and feelings about their experiences using full sentences, including use of past, present and future tenses and making use of conjunctions, with modelling and support from their teacher.

### Listening attention and understanding ELG :

Listen actively and respond to what they hear with relevant questions and comments.

Hold conversations when engaged in back and forth exchanges with their teacher and peers.


# How does it support my child's development?

## Being Imaginative and Expressive ELG:

Invent, adapt and recount narratives and stories with peers and their teacher.

Sing a range of well-known nursery rhymes and songs.

Perform songs, rhymes, poems and stories with others and (when appropriate) try to move in time to music.



## Personal, Social and Emotional Development ELG:

### Building relationships:

Work and play cooperatively and take turns with others.

Form positive attachments to adults and friendships with their peers.

Show sensitivity towards their own and others needs.



# Other benefits...

*It increases motivation to read, builds phonemic awareness, encourages vocabulary, helps with recall, encourages listening and attention, provides an outlet to express feelings and emotions.*

## Improves children's:

- Confidence & turn taking
- Creativity & idea making
- Ability to listen & understand
- Teamwork & Collaboration
- Emotional Intelligence
- Imaginative play – ChIL (Child Initiated Learning)
- Provides all children with a voice

# Encourages early writing...



The Helicopter stories approach encourages early writing for children because they see adults writing.

They witness how writing captures their words and how important mark-making and writing is.



This then motivates them to find their own way to communicate their ideas and encourages them to record their own stories and ideas through illustrations or words.

# Supporting story telling at home..

*Instead of asking, What have you been learning at school today? Give your child the opportunity to show you...*



- Sit with your child and facilitate an opportunity for them to tell you a story.
- Record it on one side of A5.
- Upload it onto Tapestry for us to share in school or act it out together at home – get the whole family involved.

Doing this will support the development of your child's communication and language, personal social and emotional development, build their confidence and most importantly, develop a love of story telling whilst providing your child with high quality adult interactions; which is how they learn best!